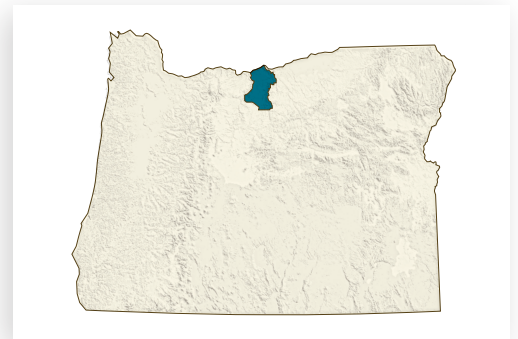
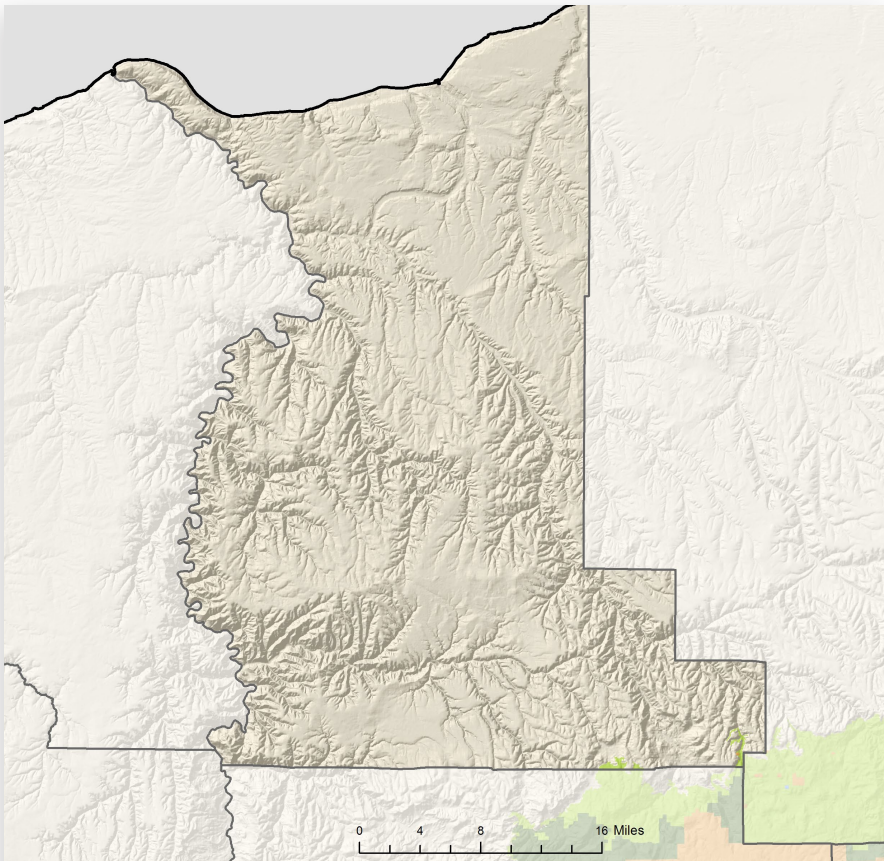


# GILLIAM COUNTY



## LAND AREA (thousands of acres)

Total land	771
Total forestland (0%)	0

## FORESTLAND OWNERSHIP (thousands of acres)

Federal	0
Large private	0
Small private	0
State and other public	0
Tribal	0
<b>TOTAL</b>	<b>0</b>

## TIMBER HARVEST (thousands of board feet)

Federal	0
Large private	0
Small private	0
State and other public	0
Tribal	0
<b>TOTAL</b>	<b>0</b>

## FOREST SECTOR JOBS

Forest sector jobs	0
% of county employment	0

## PRIMARY WOOD PROCESSING

Facilities	0
------------	---

# FORESTRY & WOOD PRODUCTS IN OREGON

Oregon's wood products industry is a traded sector, with close to 75 percent of all products made here sold outside the state. This state dominates U.S. production of softwood lumber and plywood. Now, it's also a leader in engineered wood, and home to the first mill in the United States to manufacture structurally certified cross-laminated timber (CLT). Oregon forest landowners practice sustainable forestry and comply with the Oregon Forest Practices Act.

## 40 MILLION TREES PLANTED IN 2017

### FORESTLAND OWNERSHIP (acres)

Federal	17.8 million
Large private	6.6 million
Small private	3.6 million
State and other public	1.1 million
Tribal	484,000
<b>TOTAL</b>	<b>29.7 million</b>

**Nearly half of Oregon's 63 million acres are forestland.**

### FOREST SECTOR JOBS (2017)

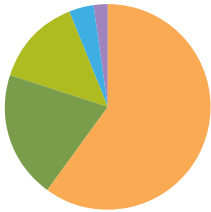
Forest management	6,952
Forestry support	13,239
Primary forest products	19,888
Secondary forest products	12,197
Distribution, transportation	8,775
<b>TOTAL</b>	<b>61,051</b>
Annual payroll	\$3.3 billion

### PRIMARY WOOD PROCESSING

Sawmills	90
Plywood/veneer plants	26
Pulp and board plants	19
Engineered wood plants	18
Other	35
<b>TOTAL FACILITIES</b>	<b>188</b>

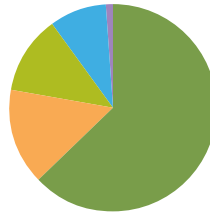
<b>Lumber</b>	5.5 billion board feet 16% of total U.S. production (No. 1 in U.S.)
<b>Plywood</b>	2.5 billion square feet 28% of total U.S. production (No. 1 in U.S.)

### FORESTLAND OWNERSHIP



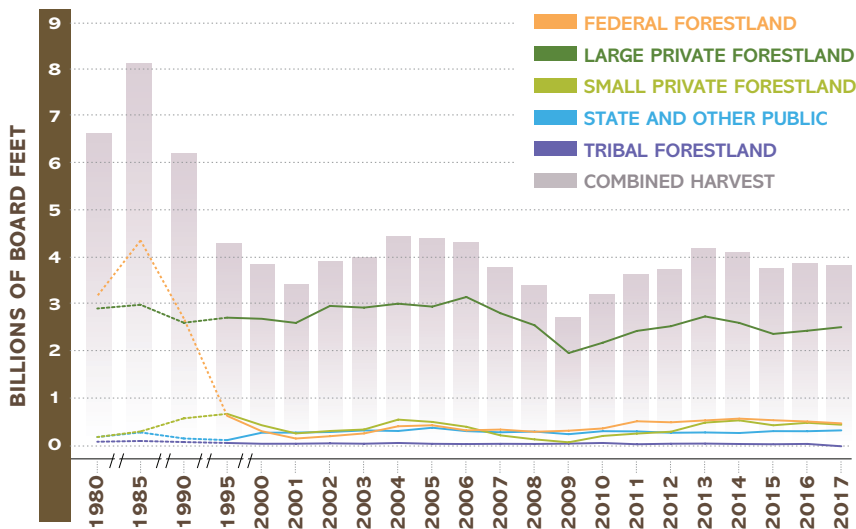
60%	<b>FEDERAL</b>	13%
22%	<b>LARGE PRIVATE</b>	66%
12%	<b>SMALL PRIVATE</b>	12%
4%	<b>STATE AND OTHER PUBLIC</b>	9%
2%	<b>TRIBAL</b>	<1%

### TIMBER HARVEST BY OWNER



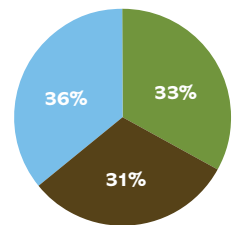
**NO CHANGE IN NUMBER OF FORESTED ACRES IN OREGON SINCE 1953: STILL 30 MILLION ACRES**

### OREGON TIMBER HARVEST BY OWNER



### A BALANCED APPROACH - FORESTLAND MANAGEMENT CLASSES

Oregon's forests are managed for three primary purposes: timber production, multi-resource, including recreation, water and wildlife, and reserves with limited timber harvest that are set aside as parks or wilderness areas, or to protect endangered species habitat.



**TIMBER PRODUCTION**  
**MULTI-RESOURCE**  
**RESERVE**



**OregonForests.org**

© 2019, Oregon Forest Resources Institute.

Most current data available. Excerpted from 2019-20 Oregon Forest Facts. Special appreciation to Oregon Department of Forestry for ownership and harvest data and map, and to the Oregon Employment Department for job data.