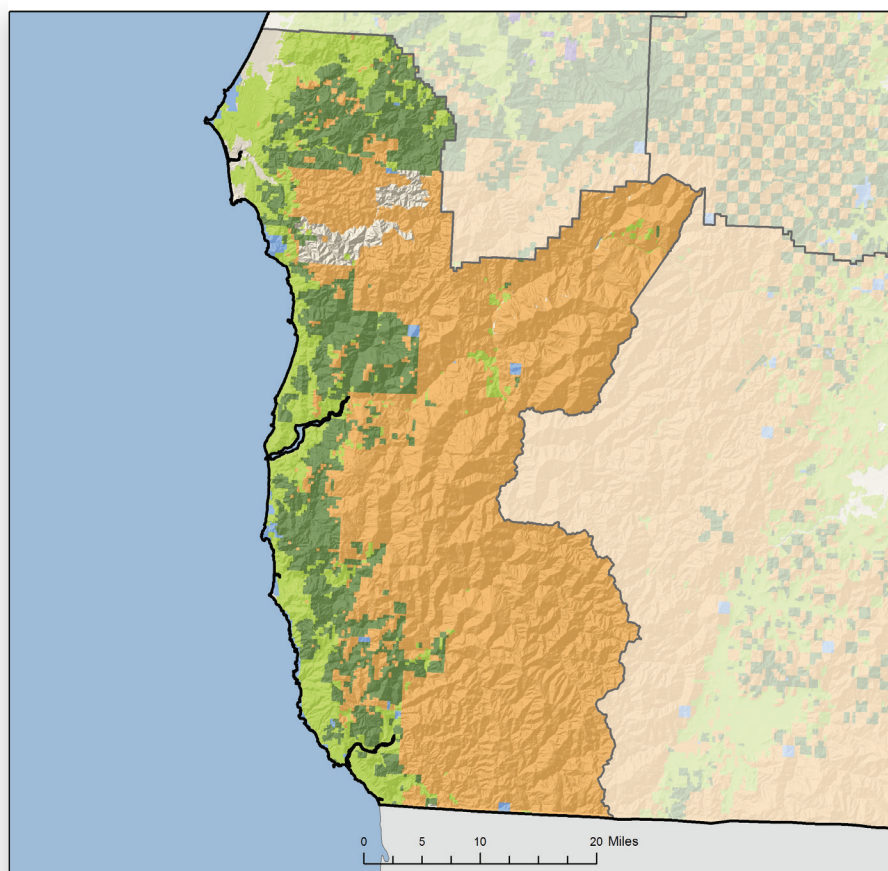
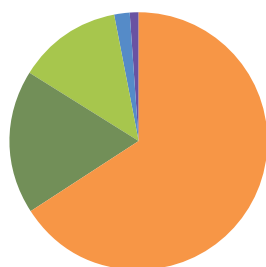


CURRY COUNTY

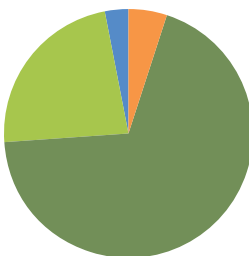


FORESTLAND OWNERSHIP



66%	FEDERAL	5%
18%	LARGE PRIVATE	69%
13%	SMALL PRIVATE	23%
2%	STATE AND OTHER PUBLIC	3%
1%	TRIBAL	0%

TIMBER HARVEST BY OWNER



LAND AREA (thousands of acres)

Total Land	1,042
Total Forestland	1,008

FORESTLAND OWNERSHIP (thousands of acres)

Federal	668
Large Private	182
Small Private	132
State and other public	16
Tribal	10
TOTAL	1,008

TIMBER HARVEST (thousands of board feet)

Federal	3,687
Large Private	46,024
Small Private	15,109
State and other public	2,300
Tribal	0
TOTAL	67,120

FOREST SECTOR JOBS

Forest sector jobs	746
% of county employment	9%
Average annual wage	\$62,059
% of average county wage	146%

PRIMARY WOOD PROCESSING

Sawmill	1
Plywood plant	1
Pulp and Board plant	0
Engineered wood plant	1
Other facility	0
TOTAL	3