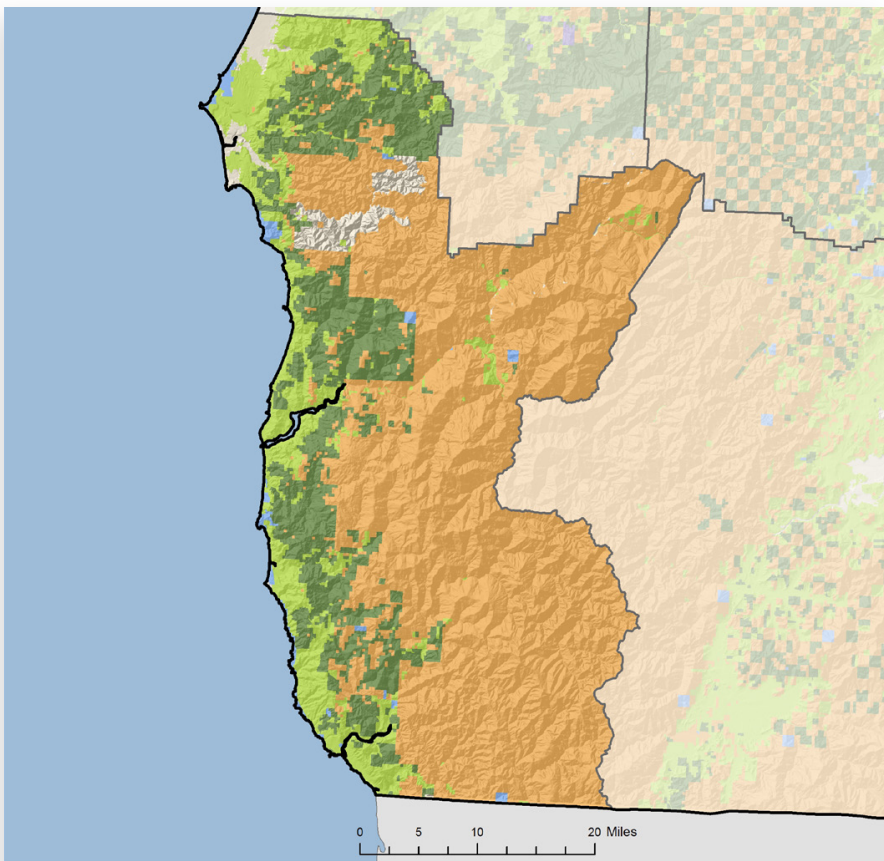


CURRY COUNTY



LAND AREA

(thousands of acres)

Total land	1,042
Total forestland (97%)	1,008

FORESTLAND OWNERSHIP

(thousands of acres)

Federal	665
Large private	193
Small private	140
State and other public	10
Tribal	0

TIMBER HARVEST

(thousands of board feet)

Federal	13,601
Large private	65,755
Small private	6,438
State and other public	1,266
Tribal	0
TOTAL	87,060

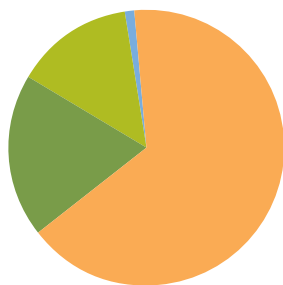
FOREST SECTOR JOBS

Forest sector jobs	692
% of county employment	9.9
Economic base	\$117.0 million
% of county economic base	16.8

PRIMARY WOOD PROCESSING

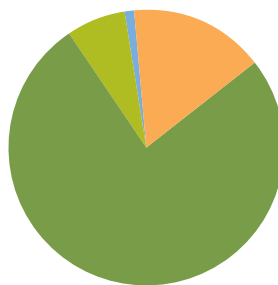
Sawmill	1
Plywood plant	1
Pulp and board plant	0
TOTAL	2

FORESTLAND OWNERSHIP



66%	FEDERAL	16%
19%	LARGE PRIVATE	76%
14%	SMALL PRIVATE	7%
1%	STATE AND OTHER PUBLIC	1%
0%	TRIBAL	0%

TIMBER HARVEST BY OWNER



2011